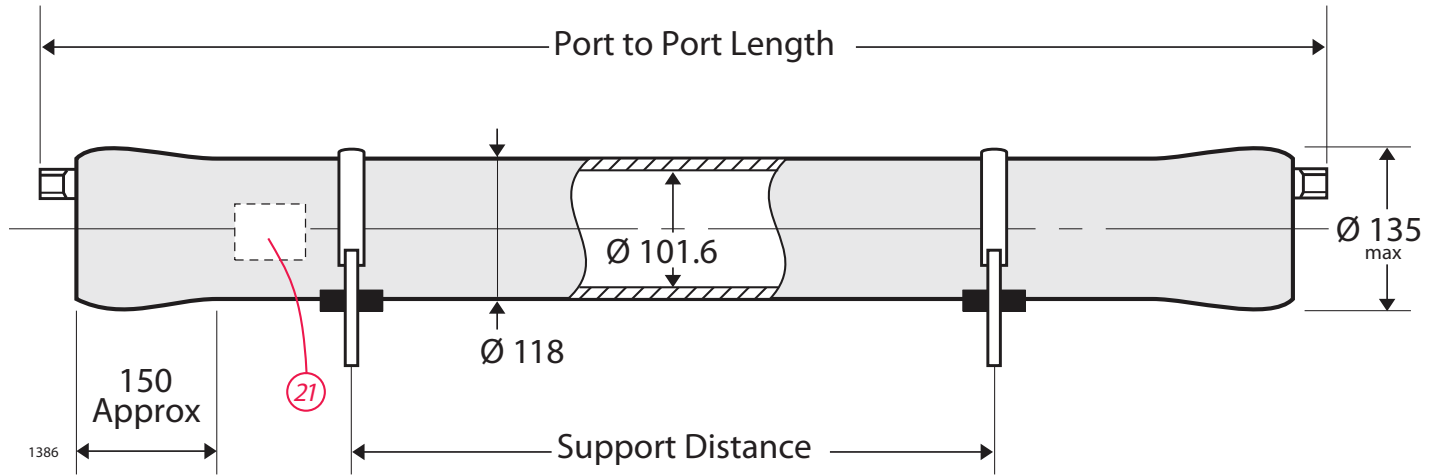


## 4" End Port Pressure Vessel

600 psi (41.4 bar)

**ORDER REFERENCE**  
See Box Below



**Working Pressure:** 600 psi

**Working Temperature:** -7° to 45°C

**pH Range:** 3 - 10

**Assembly Drawing:** 1MNC 1386

**Design Code:** ASME X

Body of vessel is manufactured completely from glass reinforced epoxy resins. Pressure vessels can be produced to cover all leading manufacturers membranes regardless of length. Please advise membrane type and length when requesting further details. Please adhere to recommended support positions, if in doubt contact Phoenix Vessel Technology.

**Feed and concentrate connections:** 3/4" BSP or NPT.

**Product connections:** 1/2" BSP Parallel (Male)

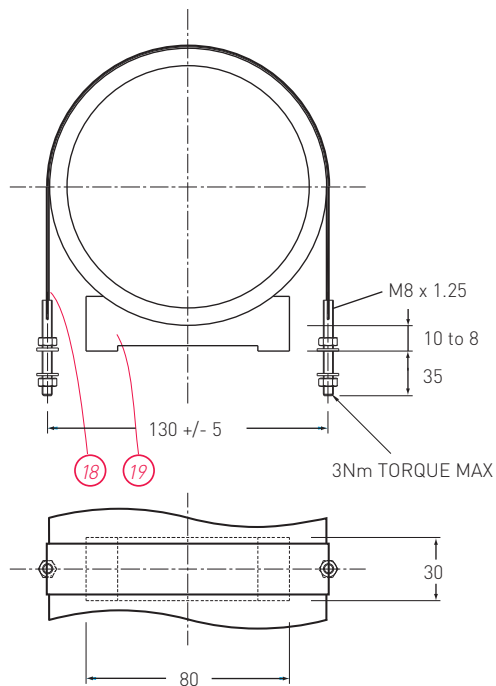
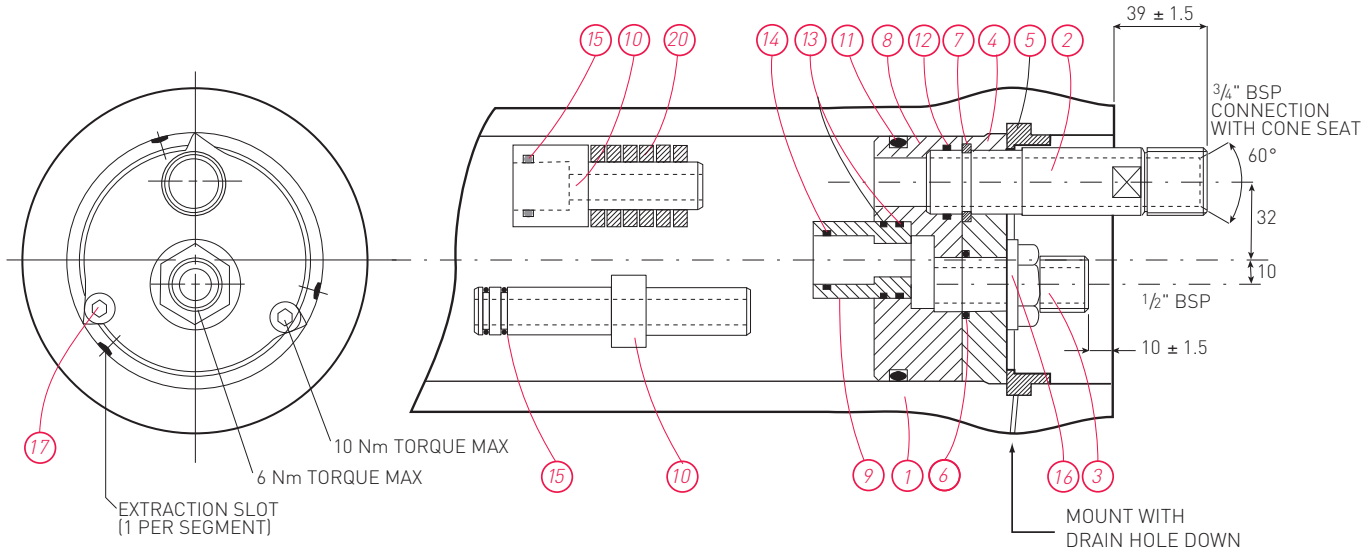
Order Reference	No of 40" Elements	Port to Port Length +/-1mm	Max Support Position	Min Support Position	Max Dry Weight
4E600X.1	1	1295	800	200	12 kg
4E600X.2	2	2413	1810	620	18 kg
4E600X.3	3	3429	2450	1310	24 kg
4E600X.4	4	4445	2820	2280	30 kg
4E600X.5	5	5461	4650 c	3320 c	35 kg
4E600X.6	6	6477	5010 c	4340 c	41 kg
4E600X.7	7	7747	5340 c	5340 c	47 kg

All dimensions in mm. c = Central support required.  
All dimensions and weights are nominal unless stated otherwise.

This data sheet supersedes all previous issues.  
Product Code: 4E600X 10/08

## 4" End Port Pressure Vessel 600 psi (41.4 bar)

**ORDER REFERENCE**  
See Box Below



Item	Description	Material	Part No.	No. off
1	Vessel Body	Glass Fibre Epoxy Resin	BDY 1437	1
2	Feed/Concentrate Port	Duplex Stainless Steel - 2507	CMP 1418	2
3	Product Port	Thermoplastic	CMP 2261.A	2
4	Backing Plate	St. Steel 316	CMP 1654	2
5	Retaining Ring Segment	St. Steel 316	CMP 1104	2 Sets of 3
6	'O' Seal Product Port	EPDM Included in item 3	BS215	6
7	Retaining Ring (Feed Port)	St. Steel 316	CMP 1299	2
8	End Plate	Thermoplastic	CMP 1587.A	2
9	Hub	Thermoplastic	To suit membrane	2
10	Adaptor (2-7 element only)	Thermoplastic	To suit membrane	2
11	'O' Seal (Endplate)	EPDM Included in item 8	BS342	2
12	'O' Seal (Feed Port)	EPDM Included in item 8	BS120	2
13	'O' Seal (Endplate/Hub)	EPDM Included in item 9	BS121	4
14	'O' Seal (Hub/Membrane)	EPDM	To suit membrane	2/4
15	'O' Seal (Adaptor)	EPDM	To suit membrane	2/4
16	Backnut 1/2" BSP	Thermoplastic	CMP 1423	2
17	Cap Head Screw	St. Steel A4 Grade	CMP 1077	4
18	Strap	St. Steel/PVC	CMP 3570.A	2/3
19	Saddle	Urethane	CMP 1115	2/3
20	Shim Set <small>Not supplied with single elements</small>	Thermoplastic	CMP 1728	6
21	Nameplate	Aluminium or Vinyl	Not Available	1

Tighten all bolts/nuts to 50% of the maximum torque figure.

**DO NOT EXCEED THE MAXIMUM TORQUE.**

For lubricants and general assembly refer to the [User Guide on our website](#).

The company reserves the right to alter specifications without prior notice.  
This data sheet supersedes all previous issues. Product Code: 4E600X 10/08